

# Gloucester Park Race 1 Distance 2130m

Friday, 11 September 2020

Gross Time: 2:33.10 MileRate: 1:55.60 LeadTime: 36.70s First Qtr: 30.40s Second Qtr: 29.30s Third Qtr: 28.20s Fourth Qtr: 28.50s

No Horse	Plc	Margin	Time	800Time (W)	400 Time (W)	Finish Position and metres gained from 800m
2 RAKASINC	1	0.0m	2:33.10	56.70s (0)	28.50s (0)	0.0
10 THE VERANDAH	2	3.9m	2:33.39	56.38s (0)	28.39s (0)	+4.5
4 BLISSFULLABBEY	3	5.4m	2:33.50	56.43s (1)	28.33s (1)	+3.8
1 STARLIGHT DESTINY	4	5.6m	2:33.52	56.80s (0)	28.68s (1)	-1.4
3 JUST MAKEMINE DIAM	5	6.7m	2:33.60	56.28s (0)	28.29s (0)	+5.9
8 MAJOR SHARD	6	11.1m	2:33.93	56.52s (1)	28.41s (1)	+2.5
7 THE LAST PARISIAN	7	13.3m	2:34.10	56.04s (0)	28.28s (1)	+9.3
5 RADIANT AMBER	8	15.1m	2:34.23	56.51s (0)	28.55s (0)	+2.7
9 EL SUNAMI	9	30.0m	2:35.35	56.90s (0)	28.98s (0)	-62.7
6 UNDERCOVER MAC	10	67.5m	2:38.15	61.12s (1)	33.01s (2)	-62.7



Sectionals  
Powered by



Home of Australian Harness Sectionals

Get your sectionals delivered to your inbox daily

Check out [www.pjdata.com.au](http://www.pjdata.com.au)



# Gloucester Park Race 2 Distance 2130m

Friday, 11 September 2020

Gross Time: 2:36.90 MileRate: 1:58.60 LeadTime: 38.70s First Qtr: 31.80s Second Qtr: 30.10s Third Qtr: 28.20s Fourth Qtr: 28.10s

No Horse	Plc	Margin	Time	800Time (W)	400 Time (W)	Finish Position and metres gained from 800m
11 ELOQUENT MACH	1	0.0m	2:36.90	55.88s (1)	27.58s (1)	+6.0
5 BRACKEN SKY	2	1.7m	2:37.03	55.69s (1)	27.41s (1)	+8.7
1 JACK WILLIAM	3	1.8m	2:37.03	56.43s (0)	28.23s (0)	-1.8
2 MARAS ACE MAN	4	2.7m	2:37.10	56.36s (1)	28.09s (1)	-0.9
12 MCARDLES GEM	5	4.4m	2:37.22	55.96s (0)	27.78s (0)	+4.8
10 DEEORSE	6	4.5m	2:37.23	56.28s (0)	28.08s (0)	+0.3
7 GALANTE	7	6.9m	2:37.41	55.85s (0)	27.66s (0)	+6.5
6 CAPTAIN KIRK	8	7.0m	2:37.42	55.74s (1)	27.47s (1)	+8.0
3 SPACE JUNK	9	7.9m	2:37.48	55.19s (1)	26.91s (2)	+15.9
8 DESTINED TO RULE	10	8.2m	2:37.51	55.52s (1)	27.25s (1)	+11.2
9 ALTA RHETT	11	11.0m	2:37.71	55.80s (0)	27.61s (0)	+7.2
4 ART TUTOR	12	12.7m	2:37.84	55.62s (0)	27.39s (0)	+9.7



Sectionals  
Powered by



Home of Australian Harness Sectionals

Get your sectionals delivered to your inbox daily

Check out [www.pjdata.com.au](http://www.pjdata.com.au)



# Gloucester Park Race 3 Distance 2130m

Friday, 11 September 2020

Gross Time: 2:32.70 MileRate: 1:55.30 LeadTime: 38.30s First Qtr: 28.80s Second Qtr: 29.10s Third Qtr: 27.80s Fourth Qtr: 28.70s

No Horse	Plc	Margin	Time	800Time (W)	400 Time (W)	Finish Position and metres gained from 800m
2 SIR GALAHAD	1	0.0m	2:32.70	56.50s (0)	28.70s (0)	0.0
1 SERGEANT OATS	2	0.8m	2:32.76	56.21s (0)	28.43s (0)	+4.2
10 CARTER MICHEAL	3	3.2m	2:32.94	56.05s (0)	28.27s (0)	+6.4
5 HENWOOD BAY	4	14.1m	2:33.76	56.27s (1)	28.45s (0)	+3.3
3 ROCK ME OVER	5	17.0m	2:33.98	57.03s (1)	29.19s (1)	-7.6
9 BAYLAN JETT	6	21.8m	2:34.34	57.67s (1)	29.87s (1)	-6.5
4 JIMMY MACK	7	24.9m	2:34.58	56.66s (1)	29.31s (3)	-2.3
11 BURNING RUBBER	8	26.0m	2:34.66	57.36s (0)	29.51s (1)	-12.2
8 IM ROCKNROLL MAGIC	9	28.8m	2:34.87	56.46s (1)	28.84s (1)	+0.6
7 TANAKA EAGLE	10	40.9m	2:35.78	58.05s (0)	29.58s (0)	-22.1
12 EXTREME PRINCE	11	40.9m	2:35.78	58.45s (1)	30.46s (2)	-27.7
6 CAULONIA ARTY	12	142.4m	2:43.43	64.38s (0)	35.65s (0)	-112.



Sectionals  
Powered by



Home of Australian Harness Sectionals

Get your sectionals delivered to your inbox daily

Check out [www.pjdata.com.au](http://www.pjdata.com.au)



# Gloucester Park Race 4 Distance 2130m

Friday, 11 September 2020

Gross Time: 2:37.00 MileRate: 1:58.60 LeadTime: 39.70s First Qtr: 31.20s Second Qtr: 30.40s Third Qtr: 28.10s Fourth Qtr: 27.60s

No Horse	Plc	Margin	Time	800Time (W)	400 Time (W)	Finish Position and metres gained from 800m
2 MY CARBON COPY	1	0.0m	2:37.00	55.70s (0)	27.60s (0)	0.0
9 PATRICKTHEPIRANHA	2	5.8m	2:37.42	55.95s (1)	27.81s (1)	-3.6
6 ROMAN AVIATOR	3	7.1m	2:37.52	55.73s (1)	27.61s (1)	-0.5
8 TYLER BRETT	4	8.2m	2:37.60	55.51s (1)	27.39s (1)	+2.8
3 COURAGE TELLS	5	10.9m	2:37.79	55.89s (0)	27.66s (0)	-2.7
1 ALWAYS ARJAY	6	11.5m	2:37.84	56.22s (0)	28.03s (0)	-7.5
7 OUR PERKINS	7	12.4m	2:37.90	55.41s (0)	27.35s (1)	+4.2
4 SOKYS BIGBULLET	8	14.7m	2:38.07	55.87s (0)	27.63s (0)	-2.5
5 GEE JAY KAY	9	15.5m	2:38.13	55.72s (1)	27.99s (2)	-0.3



Sectionals  
Powered by



**Home of Australian Harness Sectionals**

Get your sectionals delivered to your inbox daily










Check out [www.pjdata.com.au](http://www.pjdata.com.au)

RWWA and provider are not responsible for the completeness or accuracy of any of the information contained herein, and makes no representations about its suitability for any purpose.

# Gloucester Park Race 5 Distance 2536m

Friday, 11 September 2020

Gross Time: 3:02.30 MileRate: 1:55.70 LeadTime: 68.90s First Qtr: 28.70s Second Qtr: 26.60s Third Qtr: 28.50s Fourth Qtr: 29.60s

No Horse	Plc	Margin	Time	800Time (W)	400 Time (W)	Finish Position and metres gained from 800m
6 SHOCKWAVE	1	0.0m	3:02.30	58.10s (0)	29.60s (0)	 0.0
7 CHICAGO BULL	2	0.2m	3:02.32	54.79s (1)	27.42s (1)	 +45.8
2 MOTU PREMIER	3	19.2m	3:03.79	56.12s (0)	28.45s (1)	 +27.4
3 SANGUE REALE	4	20.7m	3:03.91	55.93s (0)	28.24s (1)	 +30.1
8 GALACTIC STAR	5	24.5m	3:04.20	55.58s (1)	28.15s (3)	 +34.9
4 WAYLADE	6	28.2m	3:04.49	56.18s (1)	28.38s (1)	 +26.6
9 BETTOR PARTY	7	36.5m	3:05.13	56.76s (0)	29.22s (0)	 +18.5
1 AS HAPPY AS LARRY	8	36.8m	3:05.16	57.74s (0)	30.14s (0)	 +5.0
5 TALKERUP	9	38.4m	3:05.28	57.25s (1)	29.39s (2)	 +11.8



Sectionals  
Powered by



**Home of Australian Harness Sectionals**

Get your sectionals delivered to your inbox daily

Check out [www.pjdata.com.au](http://www.pjdata.com.au)



RWWA and provider are not responsible for the completeness or accuracy of any of the information contained herein, and makes no representations about its suitability for any purpose.

# Gloucester Park Race 6 Distance 2130m

Friday, 11 September 2020

Gross Time: 2:33.30 MileRate: 1:55.80 LeadTime: 37.10s First Qtr: 30.10s Second Qtr: 29.10s Third Qtr: 28.10s Fourth Qtr: 28.90s

No Horse	Plc	Margin	Time	800Time (W)	400 Time (W)	Finish Position and metres gained from 800m
6 THE BUCKEYE BULLET	1	0.0m	2:33.30	56.14s (1)	28.70s (2)	+12.2
4 CAPTAIN MANNERING	2	10.5m	2:34.10	57.74s (0)	29.65s (0)	-10.5
5 BETTORSTARTDREAMIN	3	10.8m	2:34.12	57.52s (1)	29.22s (1)	-7.4
7 QUICK STRIDE	4	11.7m	2:34.19	56.64s (1)	29.01s (2)	+5.1
10 ANIME	5	19.4m	2:34.77	57.38s (0)	29.00s (3)	-5.4
9 ROCKNROLL WHITBY	6	24.4m	2:35.15	57.43s (0)	29.26s (0)	-6.0
1 IM JOHNNY JET	7	28.6m	2:35.47	58.32s (0)	29.96s (0)	-18.6
2 FRANCO JOAQUIN	8	30.2m	2:35.59	58.74s (0)	30.38s (0)	-24.6
8 THE BLACK CARDINAL	9	39.3m	2:36.28	58.30s (1)	30.47s (2)	-18.3
3 SAMMYS IDEAL	10	43.1m	2:36.57	59.50s (1)	30.95s (1)	-35.3



Sectionals  
Powered by



Home of Australian Harness Sectionals

Get your sectionals delivered to your inbox daily

Check out [www.pjdata.com.au](http://www.pjdata.com.au)

















# Gloucester Park Race 7 Distance 2130m

Friday, 11 September 2020

Gross Time: 2:34.20 MileRate: 1:56.50 LeadTime: 36.50s First Qtr: 30.90s Second Qtr: 29.10s Third Qtr: 29.40s Fourth Qtr: 28.30s

No Horse	Plc	Margin	Time	800Time (W)	400 Time (W)	Finish Position and metres gained from 800m	
4 BRAEVIEW BONDI	1	0.0m	2:34.20	57.70s (0)	28.30s (0)		0.0
11 EUPHORIC MOMENT	2	15.2m	2:35.33	58.00s (2)	28.74s (3)		-4.2
2 C C CHEVRON	3	27.1m	2:36.21	58.93s (1)	29.28s (1)		-17.1
7 BOB WHEEL	4	28.5m	2:36.32	59.66s (1)	30.04s (1)		-27.3
9 TUAS DELIGHT	5	31.1m	2:36.51	59.86s (2)	30.08s (2)		-31
5 QTOWN RIP ROARING	6	31.3m	2:36.53	58.75s (1)	29.28s (1)		-14.7
8 BLACK JACK ZAC	7	31.7m	2:36.56	58.50s (2)	29.18s (2)		-11.1
3 PIERRE WHITBY	8	31.8m	2:36.56	59.56s (1)	29.90s (1)		-26.0
12 CROCODILE KID	9	36.3m	2:36.90	59.14s (2)	29.81s (2)		-20.1
10 IDEAL INVESTMENT	10	36.3m	2:36.90	59.67s (0)	30.22s (0)		-27.5
1 OHOKA TITAN	11	38.8m	2:37.08	60.18s (0)	30.72s (0)		-34.6
6 A BOY NAMED ROSIE	12	42.8m	2:37.38	59.81s (0)	30.31s (0)		-29.4



Sectionals  
Powered by



Home of Australian Harness Sectionals

Get your sectionals delivered to your inbox daily

Check out [www.pjdata.com.au](http://www.pjdata.com.au)



# Gloucester Park Race 8 Distance 2503m

Friday, 11 September 2020

Gross Time: 3:08.70 MileRate: 2:00.90 LeadTime: 71.00s First Qtr: 30.20s Second Qtr: 29.30s Third Qtr: 28.70s Fourth Qtr: 29.50s

No Horse	Plc	Margin	Time	800Time (W)	400 Time (W)	Finish Position and metres gained from 800m
8 DELIGHTFULREACTION	1	0.0m	3:08.70	57.17s (0)	28.68s (1)	+14.2
1 KIWI BLOKE	2	3.9m	3:09.00	58.48s (0)	29.79s (0)	-3.9
7 CLARENDEN HUSTLER	3	4.3m	3:09.03	57.82s (0)	29.29s (1)	+5.3
9 BUDD SIDEWINDER	4	8.2m	3:09.33	57.40s (0)	29.00s (0)	+11.0
4 WHERE YA BIN	5	9.8m	3:09.46	57.59s (1)	29.09s (1)	+8.4
3 THE PARTY BOY	6	10.3m	3:09.50	58.58s (0)	29.92s (0)	-5.3
6 DISCO UNDER FIRE	7	10.6m	3:09.52	58.63s (1)	30.07s (1)	-6.0
11 FORGOTTEN HIGHWAY	8	10.7m	3:09.53	57.34s (1)	28.80s (0)	+11.9
10 REBEL WITH A GRIN	9	12.5m	3:09.67	57.12s (1)	28.66s (1)	+14.9
2 GONZOS SHADOW	10	19.8m	3:10.23	58.65s (1)	29.50s (1)	-6.2
5 CALL ME ERNIE	11	19.9m	3:10.24	58.97s (1)	29.95s (2)	-10.7
12 WILDWEST	12	84.0m	3:15.20	64.10s (2)	34.37s (3)	-81.6



Sectionals  
Powered by



Home of Australian Harness Sectionals

Get your sectionals delivered to your inbox daily

Check out [www.pjdata.com.au](http://www.pjdata.com.au)



RWWA and provider are not responsible for the completeness or accuracy of any of the information contained herein, and makes no representations about its suitability for any purpose.

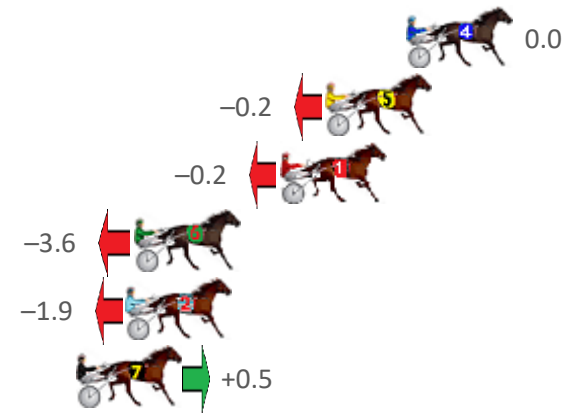


# Gloucester Park Race 9 Distance 2130m

Friday, 11 September 2020

Gross Time: 2:37.20 MileRate: 1:58.80 LeadTime: 39.10s First Qtr: 32.80s Second Qtr: 29.90s Third Qtr: 28.40s Fourth Qtr: 27.00s

No Horse	Plc	Margin	Time	800Time (W)	400 Time (W)	Finish Position and metres gained from 800m
4 TYPHOON TIFF	1	0.0m	2:37.20	55.40s (0)	27.00s (0)	0.0
5 OUR ALFIE ROMEO	2	3.2m	2:37.43	55.41s (1)	27.07s (1)	-0.2
1 DONEGAL ART CHOKIN	3	5.0m	2:37.56	55.41s (0)	27.03s (0)	-0.2
6 MILLWOOD MOLLY	4	10.8m	2:37.97	55.65s (1)	27.21s (1)	-3.6
2 WEEWAH	5	11.1m	2:37.99	55.53s (0)	27.06s (0)	-1.9
7 HAS NO FEAR	6	13.1m	2:38.13	55.37s (0)	27.05s (1)	+0.5



Sectionals  
Powered by



**Home of Australian Harness Sectionals**

Get your sectionals delivered to your inbox daily

Check out [www.pjdata.com.au](http://www.pjdata.com.au)

RWWA and provider are not responsible for the completeness or accuracy of any of the information contained herein, and makes no representations about its suitability for any purpose.

# Gloucester Park Race 10 Distance 2130m

Friday, 11 September 2020

Gross Time: 2:39.30 MileRate: 2:00.40 LeadTime: 39.80s First Qtr: 32.20s Second Qtr: 30.80s Third Qtr: 28.40s Fourth Qtr: 28.10s

No Horse	Plc	Margin	Time	800Time (W)	400 Time (W)	Finish Position and metres gained from 800m
1 INTHE SKYROCKET	1	0.0m	2:39.30	56.50s (0)	28.10s (0)	0.0
2 SHES ALL STAR	2	5.1m	2:39.68	56.56s (0)	28.05s (0)	-0.9
4 STAR IN ART	3	5.5m	2:39.71	56.27s (0)	27.76s (0)	+3.3
5 SOHO PARTY GIRL	4	6.9m	2:39.81	56.10s (0)	27.46s (0)	+5.7
3 MISS MERIT	5	7.5m	2:39.85	56.58s (1)	27.81s (2)	-1.1
8 REMIT ME WHITBY	6	14.4m	2:40.36	56.42s (1)	27.57s (0)	+1.2
6 MISS EERIE	7	15.9m	2:40.47	56.84s (1)	27.95s (1)	-4.9
7 FIREBALL FRIDAY	8	16.5m	2:40.52	57.53s (1)	28.67s (1)	-14.7



Sectionals  
Powered by



**Home of Australian Harness Sectionals**

Get your sectionals delivered to your inbox daily

Check out [www.pjdata.com.au](http://www.pjdata.com.au)

RWWA and provider are not responsible for the completeness or accuracy of any of the information contained herein, and makes no representations about its suitability for any purpose.