













Gloucester Park Race 1 Distance 2130m

Friday, 9 October 2020

Gross Time: 2:32.80 MileRate: 1:55.40 LeadTime: 36.30s First Qtr: 29.70s Second Qtr: 29.20s Third Qtr: 28.90s Fourth Qtr: 28.70s

No Horse	Plc	Margin	Time	800Time (W)	400 Time (W)	Finish Position and metres gained from 800m
1 MARAS ACE MAN	1	0.0m	2:32.80	57.60s (0)	28.70s (0)	 0.0
10 SIGHTSEEING ANVIL	2	6.6m	2:33.30	57.73s (0)	28.70s (1)	-1.8 
6 JACK WILLIAM	3	8.4m	2:33.43	58.00s (1)	29.16s (1)	-5.6 
12 ALLWOODS ROCKNROL	4	17.1m	2:34.09	57.81s (0)	28.88s (0)	-2.9 
11 BETTYS LASS	5	17.3m	2:34.10	58.17s (0)	29.28s (0)	-7.9 
3 ROCKNROLL WHITBY	6	19.9m	2:34.30	57.49s (1)	28.52s (1)	+1.5 
8 QTOWN RIP ROARING	7	21.7m	2:34.44	57.84s (0)	28.88s (0)	-3.3 
9 BETTORSTARTDREAMIN	8	22.3m	2:34.48	58.64s (1)	29.73s (2)	-14.5 
2 JILLIBY JAKE	9	22.3m	2:34.48	57.98s (1)	29.02s (1)	-5.3 
7 CROCODILE KID	10	24.4m	2:34.64	57.73s (0)	28.73s (0)	-1.8 
4 BURNING RUBBER	11	26.3m	2:34.78	58.61s (1)	29.63s (1)	-14.1 
5 TUAS DELIGHT	12	29.7m	2:35.04	58.19s (2)	29.25s (2)	-8.3 



Sectionals
Powered by



Home of Australian Harness Sectionals

Get your sectionals delivered to your inbox daily











Check out www.pjdata.com.au



Gloucester Park Race 2 Distance 2130m

Friday, 9 October 2020

Gross Time: 2:34.50 MileRate: 1:56.70 LeadTime: 36.40s First Qtr: 30.90s Second Qtr: 29.90s Third Qtr: 28.50s Fourth Qtr: 28.80s

No Horse	Plc	Margin	Time	800Time (W)	400 Time (W)	Finish Position and metres gained from 800m
1 VINCENZO PERUGGIA	1	0.0m	2:34.50	57.13s (1)	28.77s (1)	 +2.4
7 MISTER BUSHIDO	2	1.6m	2:34.62	56.35s (1)	28.70s (2)	 +13.4
10 BRAEVIEW BONDI	3	4.1m	2:34.81	56.98s (0)	28.42s (0)	 +4.5
6 CARTER MICHEAL	4	5.8m	2:34.94	57.71s (0)	29.22s (0)	 -5.8
2 EXTREME PRINCE	5	6.8m	2:35.01	57.49s (0)	28.96s (0)	 -2.6
8 BAYLAN JETT	6	7.1m	2:35.04	56.44s (1)	28.78s (2)	 +12.1
3 FREE TO AIR	7	10.0m	2:35.26	57.10s (0)	28.56s (1)	 +2.8
5 SOKYS BIGBULLET	8	10.4m	2:35.29	57.57s (1)	29.12s (1)	 -3.8
9 A BOY NAMED ROSIE	9	11.9m	2:35.40	56.92s (0)	28.39s (0)	 +5.3
4 ALWAYS ARJAY	10	18.2m	2:35.88	57.83s (1)	29.10s (2)	 -7.4



Sectionals
Powered by



Home of Australian Harness Sectionals

Get your sectionals delivered to your inbox daily

Check out www.pjdata.com.au



RWWA and provider are not responsible for the completeness or accuracy of any of the information contained herein, and makes no representations about its suitability for any purpose.

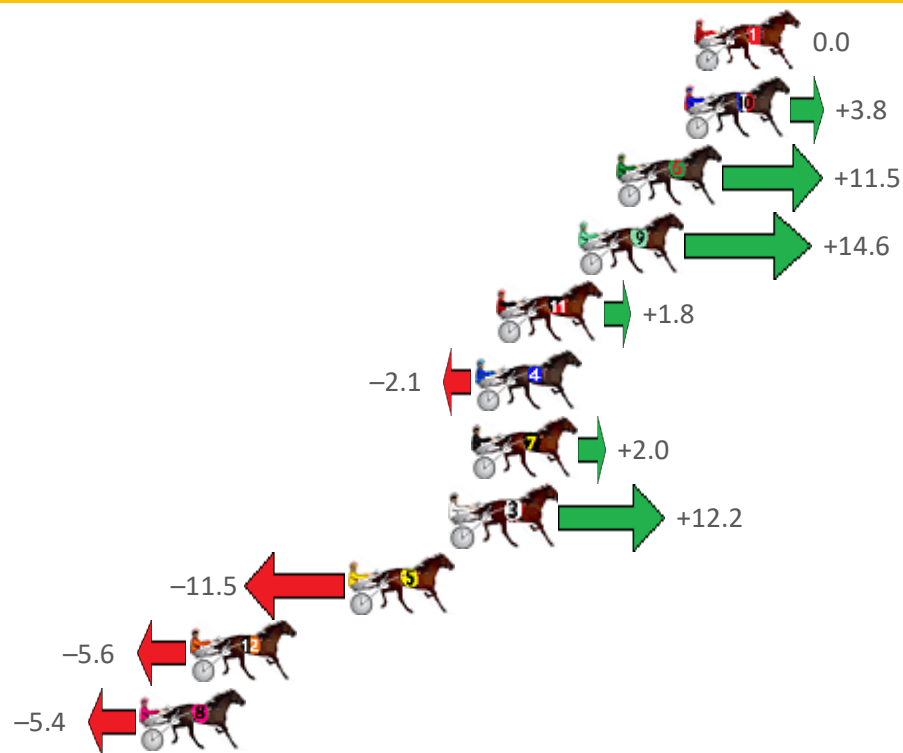
Gloucester Park Race 3 Distance 2130m

Friday, 9 October 2020

Gross Time: 2:32.30 MileRate: 1:55.10 LeadTime: 37.00s First Qtr: 29.10s Second Qtr: 29.60s Third Qtr: 27.80s Fourth Qtr: 28.80s

No Horse	Plc	Margin	Time	800Time (W)	400 Time (W)
1 OUR PERKINS	1	0.0m	2:32.30	56.60s (0)	28.80s (0)
10 WHOZIDEAWASTHIS	2	0.4m	2:32.33	56.33s (0)	28.51s (0)
6 BETTOR BE OSCAR	3	3.1m	2:32.53	55.79s (0)	28.38s (0)
9 JUSTASEC	4	4.6m	2:32.65	55.57s (0)	28.18s (0)
11 ELOQUENT MACH	5	7.8m	2:32.89	56.47s (2)	29.13s (2)
4 TYLER BRETT	6	8.7m	2:32.96	56.75s (1)	28.78s (2)
7 STROKE OF LUCK	7	8.8m	2:32.97	56.46s (1)	28.48s (2)
3 EL JACKO	8	9.6m	2:33.03	55.74s (1)	27.93s (0)
5 PATRICKTHEPIRANHA	9	13.7m	2:33.34	57.41s (1)	29.39s (1)
12 ALWAYS AN HONOUR	10	20.0m	2:33.81	56.99s (2)	29.29s (3)
8 TOUCH OF SUCCESS	11	22.0m	2:33.96	56.98s (1)	29.17s (1)

Finish Position and metres gained from 800m



Sectionals
Powered by



Home of Australian Harness Sectionals

Get your sectionals delivered to your inbox daily

Check out www.pjdata.com.au



Gloucester Park Race 4 Distance 2130m

Friday, 9 October 2020

Gross Time: 2:31.90 MileRate: 1:54.80 LeadTime: 35.80s First Qtr: 30.90s Second Qtr: 29.40s Third Qtr: 27.70s Fourth Qtr: 28.10s

No Horse	Plc	Margin	Time	800Time (W)	400 Time (W)	Finish Position and metres gained from 800m
3 BRACKEN SKY	1	0.0m	2:31.90	55.49s (0)	27.78s (0)	+4.4
5 RAKASINC	2	3.3m	2:32.14	56.03s (0)	28.33s (0)	-3.3
8 THE BUCKEYE BULLET	3	3.5m	2:32.16	55.72s (1)	28.34s (1)	+1.1
7 QUEEN SHENANDOAH	4	8.1m	2:32.50	54.72s (1)	27.55s (2)	+15.5
1 DESTINED TO RULE	5	9.0m	2:32.56	55.83s (0)	28.10s (0)	-0.4
11 ALTA RHETT	6	9.2m	2:32.58	55.45s (1)	27.96s (2)	+5.0
10 ART TUTOR	7	10.9m	2:32.71	55.64s (0)	27.84s (0)	+2.3
9 QUICK STRIDE	8	15.1m	2:33.02	55.31s (0)	27.65s (1)	+7.1
4 IDEAL INVESTMENT	9	17.5m	2:33.19	55.81s (0)	27.98s (0)	-0.1
12 FORGOTTEN HIGHWAY	10	22.4m	2:33.55	56.01s (1)	28.51s (3)	-3.0
2 BLUE BLAZER	11	39.5m	2:34.82	57.90s (1)	30.15s (1)	-30.3
6 ANIME	12	45.9m	2:35.29	57.14s (0)	29.14s (0)	-19.3



Sectionals
Powered by



Home of Australian Harness Sectionals

Get your sectionals delivered to your inbox daily











Check out www.pjdata.com.au

RWWA and provider are not responsible for the completeness or accuracy of any of the information contained herein, and makes no representations about its suitability for any purpose.

Gloucester Park Race 5 Distance 2130m

Friday, 9 October 2020

Gross Time: 2:33.40 MileRate: 1:55.90 LeadTime: 37.70s First Qtr: 30.10s Second Qtr: 29.60s Third Qtr: 28.20s Fourth Qtr: 27.80s

No Horse	Plc	Margin	Time	800Time (W)	400 Time (W)	Finish Position and metres gained from 800m
1 CONVERT DENARIO	1	0.0m	2:33.40	56.00s (0)	27.80s (0)	 0.0
7 MIGHTY CONQUEROR	2	2.5m	2:33.58	56.01s (1)	27.79s (1)	 -0.1
6 MY CARBON COPY	3	4.2m	2:33.71	55.82s (1)	27.61s (1)	 +2.6
10 THE BIRD DANCE	4	4.5m	2:33.73	56.01s (0)	27.79s (0)	 -0.1
2 OUR JIMMY JOHNSTON	5	5.0m	2:33.77	55.57s (1)	27.36s (1)	 +6.2
3 SIMBA BROMAC	6	6.8m	2:33.90	55.87s (0)	27.61s (0)	 +1.8
8 ROCK ME OVER	7	8.5m	2:34.02	55.39s (0)	27.07s (0)	 +8.7
5 ARGYLE RED	8	9.2m	2:34.07	55.74s (0)	27.45s (0)	 +3.8
4 IM SOXY	9	12.6m	2:34.32	55.81s (1)	27.59s (1)	 +2.8
9 CHIAROSCURO	10	13.1m	2:34.36	55.52s (1)	27.30s (1)	 +6.9



Sectionals
Powered by



Home of Australian Harness Sectionals

Get your sectionals delivered to your inbox daily












Check out www.pjdata.com.au



Gloucester Park Race 6 Distance 2096m

Friday, 9 October 2020

Gross Time: 2:36.10 MileRate: 1:59.90 LeadTime: 37.30s First Qtr: 31.70s Second Qtr: 31.20s Third Qtr: 28.60s Fourth Qtr: 27.30s

No Horse	Plc	Margin	Time	800Time (W)	400 Time (W)	Finish Position and metres gained from 800m
3 J B MAUNEY	1	0.0m	2:36.10	55.90s (0)	27.30s (0)	 0.0
1 FLYING MISTER IDEAL	2	4.6m	2:36.43	55.91s (0)	27.29s (0)	-0.2 
6 OHOKA DAMO	3	17.8m	2:37.38	56.54s (0)	27.83s (0)	-9.2 
9 DELIGHTFULREACTION	4	18.8m	2:37.45	56.69s (1)	28.02s (1)	-11.4 
12 BE ON GUARD	5	20.0m	2:37.54	56.47s (1)	27.79s (1)	-8.2 
5 WHERE YA BIN	6	21.5m	2:37.65	56.27s (1)	27.58s (1)	-5.3 
7 CLARENDEN HUSTLER	7	21.7m	2:37.66	56.53s (0)	27.78s (0)	-9.1 
10 BLACK JACK ZAC	8	22.9m	2:37.75	56.06s (1)	27.37s (1)	-2.3 
11 CHARLIE EL	9	25.6m	2:37.94	56.21s (0)	27.42s (0)	-2.1 
8 C C CHEVRON	10	26.5m	2:38.00	56.57s (0)	27.78s (0)	-9.7 
2 JUST WING IT	11	41.3m	2:39.07	58.55s (1)	29.87s (1)	-38.1 



Sectionals
Powered by



Home of Australian Harness Sectionals

Get your sectionals delivered to your inbox daily

Check out www.pjdata.com.au



Gloucester Park Race 7 Distance 2130m

Friday, 9 October 2020

Gross Time: 2:35.60 MileRate: 1:57.50 LeadTime: 37.20s First Qtr: 31.10s Second Qtr: 30.60s Third Qtr: 28.00s Fourth Qtr: 28.70s

No Horse	Plc	Margin	Time	800Time (W)	400 Time (W)	Finish Position and metres gained from 800m
3 ROMAN ART	1	0.0m	2:35.60	56.70s (0)	28.70s (0)	0.0
7 THE LAST PARISIAN	2	3.8m	2:35.89	56.69s (1)	28.66s (0)	+0.2
9 RADIANT AMBER	3	11.9m	2:36.50	56.20s (0)	28.26s (1)	+7.1
2 SAMEPLACE SAMETIME	4	12.8m	2:36.56	57.00s (1)	28.99s (1)	-4.2
1 STAR ARMBRO	5	17.2m	2:36.90	57.45s (0)	28.97s (0)	-10.6
5 LA SULEIMAN	6	17.7m	2:36.93	56.90s (0)	28.29s (0)	-2.9
4 BATAVIA SILVERLINE	7	19.2m	2:37.05	56.91s (1)	29.09s (2)	-3.0
10 THE PARTY BOY	8	22.8m	2:37.32	57.56s (0)	29.04s (0)	-12.2
6 OURBOYBART	9	22.8m	2:37.32	56.83s (1)	28.66s (1)	-1.8
8 JUST MAKEMINE DIAM	10	26.7m	2:37.61	57.41s (2)	29.29s (2)	-10.1
11 BE MY ROCK	11	54.0m	2:39.67	59.66s (2)	29.91s (2)	-42.0



Sectionals
Powered by



Home of Australian Harness Sectionals

Get your sectionals delivered to your inbox daily








Check out www.pjdata.com.au

RWWA and provider are not responsible for the completeness or accuracy of any of the information contained herein, and makes no representations about its suitability for any purpose.

Gloucester Park Race 8 Distance 2130m

Friday, 9 October 2020

Gross Time: 2:35.30 MileRate: 1:57.40 LeadTime: 38.70s First Qtr: 29.70s Second Qtr: 30.90s Third Qtr: 28.70s Fourth Qtr: 27.30s

No Horse	Plc	Margin	Time	800Time (W)	400 Time (W)	Finish Position and metres gained from 800m
1 MILLWOOD MOLLY	1	0.0m	2:35.30	56.00s (0)	27.30s (0)	 0.0
3 WAINUI CREEK	2	0.1m	2:35.31	55.80s (1)	27.12s (1)	 +2.9
8 TYPHOON TIFF	3	0.8m	2:35.36	55.05s (0)	26.30s (0)	 +13.6
2 TALKERUP	4	3.4m	2:35.54	55.94s (0)	27.16s (0)	 +0.8
4 MISS SANGRIAL	5	5.9m	2:35.72	55.90s (1)	27.16s (1)	 +1.5
5 VIVERE DAMORE	6	6.4m	2:35.76	55.83s (0)	27.03s (0)	 +2.4
7 OUR ALFIE ROMEO	7	6.9m	2:35.80	55.64s (1)	27.06s (2)	 +5.1



Sectionals
Powered by



Home of Australian Harness Sectionals

Get your sectionals delivered to your inbox daily

Check out www.pjdata.com.au




RWWA and provider are not responsible for the completeness or accuracy of any of the information contained herein, and makes no representations about its suitability for any purpose.

Gloucester Park Race 9 Distance 2130m

Friday, 9 October 2020

Gross Time: 2:35.90 MileRate: 1:57.80 LeadTime: 37.90s First Qtr: 31.40s Second Qtr: 29.60s Third Qtr: 28.70s Fourth Qtr: 28.30s

No Horse	Plc	Margin	Time	800Time (W)	400 Time (W)
2 BROADBEACH	1	0.0m	2:35.90	57.00s (0)	28.30s (0)
5 NIKASA	2	1.4m	2:36.00	56.08s (1)	27.50s (1)
6 STAR FROMTHEPALACE	3	2.0m	2:36.05	55.78s (1)	27.23s (1)
1 BONJO	4	4.6m	2:36.24	57.03s (0)	28.33s (0)
9 BLUE CHIP ADDA	5	5.5m	2:36.31	55.72s (1)	27.22s (2)
7 SHES ALL STAR	6	8.9m	2:36.56	57.04s (0)	28.31s (0)
4 INTHEKYROCKET	7	10.3m	2:36.67	57.35s (1)	28.74s (1)
3 STAR IN ART	8	12.0m	2:36.79	57.17s (1)	28.55s (1)
8 SOME COPPER BEACH	9	13.6m	2:36.91	57.07s (0)	28.33s (0)



Sectionals
Powered by



Home of Australian Harness Sectionals

Get your sectionals delivered to your inbox daily

Check out www.pjdata.com.au


RWWA and provider are not responsible for the completeness or accuracy of any of the information contained herein, and makes no representations about its suitability for any purpose.

Gloucester Park Race 10 Distance 2130m

Friday, 9 October 2020

Gross Time: 2:34.30 MileRate: 1:56.60 LeadTime: 36.60s First Qtr: 30.50s Second Qtr: 30.20s Third Qtr: 27.90s Fourth Qtr: 29.10s

No Horse	Plc	Margin	Time	800Time (W)	400 Time (W)	Finish Position and metres gained from 800m
7 LAVRA JOE	1	0.0m	2:34.30	55.95s (2)	28.98s (2)	+14.1
4 BE ROCK HARD	2	5.5m	2:34.72	56.96s (1)	29.14s (1)	+0.5
5 GIVE US A WAVE	3	10.4m	2:35.09	56.99s (1)	29.04s (2)	+0.2
3 SQUINTA	4	12.5m	2:35.25	57.08s (0)	29.18s (1)	-1.1
6 JETT STAR	5	17.2m	2:35.61	58.11s (1)	30.34s (1)	-15.6
2 KRAFTY	6	17.5m	2:35.64	57.84s (0)	29.98s (0)	-11.9
1 OUR SHELLEY BEACH	7	17.7m	2:35.65	58.25s (0)	30.37s (0)	-17.7



Sectionals
Powered by



Home of Australian Harness Sectionals

Get your sectionals delivered to your inbox daily

Check out www.pjdata.com.au



RWWA and provider are not responsible for the completeness or accuracy of any of the information contained herein, and makes no representations about its suitability for any purpose.