

Gloucester Park Race 1 Distance 2536m

Friday, 2 April 2021

Gross Time: 3:10.10 MileRate: 2:00.70 LeadTime: 71.90s First Qtr: 30.70s Second Qtr: 31.10s Third Qtr: 28.30s Fourth Qtr: 28.10s

No Horse	Plc	Margin	Time	800Time (W)	400 Time (W)	Finish Position and metres gained from 800m
9 MIRRAGON	1	0.0m	3:10.10	55.95s (1)	27.76s (2)	+6.4
5 PLUTONIUM	2	0.1m	3:10.11	56.41s (0)	28.11s (0)	-0.1
8 BOOM TIME	3	0.5m	3:10.14	56.29s (1)	27.95s (1)	+1.5
1 PALATINO	4	2.3m	3:10.27	56.25s (0)	27.93s (0)	+2.1
7 EUPHORIC MOMENT	5	5.6m	3:10.51	56.05s (1)	27.82s (1)	+5.0
6 POCKET THE CASH	6	7.1m	3:10.62	56.00s (0)	27.58s (1)	+5.7
3 ARDENS WINSTAR	7	10.9m	3:10.91	56.55s (0)	28.07s (0)	-2.1
4 CORDERO	8	17.6m	3:11.40	56.60s (1)	28.92s (3)	-2.8



Sectionals
Powered by

PJ HARNESS ANALYSER
HORSE REPORTS RAW DATA
All your sectional needs
Check us out at www.pjdata.com.au and now on Facebook

RWWA and provider are not responsible for the completeness or accuracy of any of the information contained herein, and makes no representations about its suitability for any purpose.

Gloucester Park Race 2 Distance 2130m

Friday, 2 April 2021

Gross Time: 2:36.00 MileRate: 1:57.80 LeadTime: 38.00s First Qtr: 30.40s Second Qtr: 29.40s Third Qtr: 28.60s Fourth Qtr: 29.60s

No Horse	Plc	Margin	Time	800Time (W)	400 Time (W)	Finish Position and metres gained from 800m
3 THE LAST DROP	1	0.0m	2:36.00	57.53s (1)	28.83s (1)	
5 NAVAL AVIATOR	2	3.4m	2:36.26	57.48s (1)	29.22s (2)	
8 EXTREME PRINCE	3	7.1m	2:36.55	57.44s (2)	29.83s (3)	
1 A BOY NAMED ROSIE	4	7.5m	2:36.58	58.74s (0)	30.15s (0)	
10 TANAKA EAGLE	5	7.7m	2:36.60	58.41s (0)	29.74s (0)	
9 ROCKNROLL WHITBY	6	10.8m	2:36.84	57.59s (0)	29.32s (1)	
6 TWENTYNINE TWELVE	7	11.4m	2:36.88	58.00s (0)	29.34s (0)	
11 DOMINATE THE DOJO	8	11.9m	2:36.92	58.73s (1)	30.00s (1)	
7 RABCHENKO	9	13.1m	2:37.02	58.25s (2)	30.48s (2)	
4 C C CHEVRON	10	16.4m	2:37.27	58.69s (0)	30.04s (0)	
2 ONE FOR DAVE ANDME	11	16.6m	2:37.29	59.40s (1)	30.72s (1)	



Sectionals
Powered by










PJ HARNESS ANALYSER
HORSE REPORTS RAW DATA
All your sectional needs
Check us out at www.pjdata.com.au and now on Facebook

RWWA and provider are not responsible for the completeness or accuracy of any of the information contained herein, and makes no representations about its suitability for any purpose.

Gloucester Park Race 3 Distance 2130m

Friday, 2 April 2021

Gross Time: 2:35.30 MileRate: 1:57.30 LeadTime: 37.30s First Qtr: 31.80s Second Qtr: 30.70s Third Qtr: 27.00s Fourth Qtr: 28.50s

No Horse	Plc	Margin	Time	800Time (W)	400 Time (W)	Finish Position and metres gained from 800m
4 MIRACLE MOOSE	1	0.0m	2:35.30	55.33s (2)	28.15s (1)	 +2.4
5 DIEGO	2	4.1m	2:35.61	55.33s (1)	27.98s (2)	 +2.5
2 MISTER ARDEE	3	6.3m	2:35.77	55.81s (1)	28.27s (1)	 -4.5
10 MY CARBON COPY	4	10.1m	2:36.06	56.20s (0)	29.22s (0)	 -10.1
3 TELLMETOATTACK	5	14.8m	2:36.41	55.31s (0)	27.89s (0)	 +2.8
1 SHADOW ROLL	6	17.8m	2:36.63	56.08s (0)	28.78s (0)	 -8.4
9 LIAM NEIL	7	18.1m	2:36.65	55.84s (1)	28.44s (1)	 -4.9
11 TUAS DELIGHT	8	22.0m	2:36.95	56.08s (0)	28.70s (0)	 -8.4
7 VESPA	9	50.9m	2:39.11	58.53s (2)	30.93s (2)	 -43.9



Sectionals
Powered by



PJ HARNESS ANALYSER
HORSE REPORTS RAW DATA
All your sectional needs
Check us out at www.pjdata.com.au and now on Facebook




RWWA and provider are not responsible for the completeness or accuracy of any of the information contained herein, and makes no representations about its suitability for any purpose.

Gloucester Park Race 4 Distance 2536m

Friday, 2 April 2021

Gross Time: 3:07.30 MileRate: 1:58.80 LeadTime: 68.70s First Qtr: 30.30s Second Qtr: 31.30s Third Qtr: 27.70s Fourth Qtr: 29.30s

No Horse	Plc	Margin	Time	800Time (W)	400 Time (W)
9 OUR RHYTHM N BLUES	1	0.0m	3:07.30	56.90s (1)	29.26s (1)
8 LORD ROSCO	2	0.1m	3:07.31	56.72s (2)	29.09s (2)
2 MR KIWI	3	1.4m	3:07.41	57.10s (0)	29.40s (0)
5 J B MAUNEY	4	5.5m	3:07.72	57.06s (0)	29.39s (0)
7 SPACE JUNK	5	6.8m	3:07.82	57.06s (1)	29.37s (1)
6 BLACK JACK ZAC	6	9.4m	3:08.02	57.01s (2)	29.43s (2)
1 HAS NO FEAR	7	11.1m	3:08.15	57.16s (0)	29.42s (0)
3 JOE WITH THE FLOW	8	12.6m	3:08.27	57.16s (1)	29.13s (1)



Sectionals
Powered by

PJ HARNESS ANALYSER

HORSE REPORTS RAW DATA

All your sectional needs








Check us out at www.pjdata.com.au and now on Facebook

RWWA and provider are not responsible for the completeness or accuracy of any of the information contained herein, and makes no representations about its suitability for any purpose.

Gloucester Park Race 5 Distance 2130m

Friday, 2 April 2021

Gross Time: 2:33.20 MileRate: 1:55.80 LeadTime: 38.00s First Qtr: 31.00s Second Qtr: 29.00s Third Qtr: 27.60s Fourth Qtr: 27.60s

No Horse	Plc	Margin	Time	800Time (W)	400 Time (W)	Finish Position and metres gained from 800m
2 TEXAS TIGER	1	0.0m	2:33.20	55.20s (0)	27.60s (0)	 0.0
1 STROKE OF LUCK	2	3.9m	2:33.48	55.08s (0)	27.54s (0)	 +1.7
7 VULTAN TIN	3	4.2m	2:33.50	55.31s (1)	27.64s (1)	 -1.6
5 BRACKEN SKY	4	7.1m	2:33.72	55.22s (1)	27.59s (2)	 -0.3
3 CHIAROSCURO	5	7.8m	2:33.77	55.06s (0)	27.50s (0)	 +2.0
6 WHOZIDEAWASTHIS	6	8.2m	2:33.80	54.80s (0)	27.20s (0)	 +5.8
4 ANTERO	7	10.3m	2:33.95	55.12s (1)	27.72s (3)	 +1.1



Sectionals
Powered by



PJ HARNESS ANALYSER
HORSE REPORTS RAW DATA
All your sectional needs
Check us out at www.pjdata.com.au and now on Facebook




RWWA and provider are not responsible for the completeness or accuracy of any of the information contained herein, and makes no representations about its suitability for any purpose.

Gloucester Park Race 6 Distance 2902m

Friday, 2 April 2021

Gross Time: 3:36.40 MileRate: 2:00.00 LeadTime: 98.40s First Qtr: 29.70s Second Qtr: 30.20s Third Qtr: 28.20s Fourth Qtr: 29.90s

No Horse	Plc	Margin	Time	800Time (W)	400 Time (W)	Finish Position and metres gained from 800m
2 LEAP OF FAITH	1	0.0m	3:36.40	57.48s (0)	29.56s (1)	+8.6
7 LAWRENCE	2	0.8m	3:36.46	57.94s (1)	29.94s (1)	+2.2
1 GLENLEDI CHIEF	3	1.9m	3:36.55	57.92s (0)	29.70s (0)	+2.5
8 BABYFACE ADDA	4	2.2m	3:36.57	57.87s (2)	29.86s (2)	+3.2
6 DISCO UNDER FIRE	5	8.2m	3:37.04	57.42s (0)	29.50s (0)	+9.4
4 MANOFTHEPEOPLE	6	9.9m	3:37.18	57.85s (1)	29.21s (0)	+3.5
10 DELIGHTFULREACTION	7	10.3m	3:37.21	58.14s (2)	30.00s (2)	-0.5
3 MAJOR ARTIST	8	10.6m	3:37.23	57.94s (0)	29.99s (0)	+2.2
9 MISTA SHARK	9	15.4m	3:37.61	59.21s (0)	31.04s (0)	-15.4
11 RUNAWAY THREE	10	17.3m	3:37.76	58.32s (2)	30.00s (2)	-3.1
5 BETTOR PACK IT	11	18.1m	3:37.82	58.81s (1)	29.92s (1)	-9.9
12 AS HAPPY AS LARRY	12	22.8m	3:38.19	58.42s (2)	30.30s (3)	-4.4



Sectionals
Powered by

PJ HARNESS ANALYSER
HORSE REPORTS RAW DATA
All your sectional needs
Check us out at www.pjdata.com.au and now on Facebook












RWWA and provider are not responsible for the completeness or accuracy of any of the information contained herein, and makes no representations about its suitability for any purpose.

Gloucester Park Race 7 Distance 2130m

Friday, 2 April 2021

Gross Time: 2:35.90 MileRate: 1:57.80 LeadTime: 37.40s First Qtr: 31.60s Second Qtr: 30.80s Third Qtr: 28.10s Fourth Qtr: 28.00s

No Horse	Plc	Margin	Time	800Time (W)	400 Time (W)	Finish Position and metres gained from 800m
3 UNCONDITIONAL	1	0.0m	2:35.90	56.10s (0)	28.00s (0)	 0.0
9 ROYAL ESSENCE	2	1.4m	2:36.00	56.03s (1)	27.89s (1)	 +1.0
2 MISS BOUDICA	3	2.3m	2:36.07	55.95s (0)	27.84s (0)	 +2.1
7 BLACK JACK BABY	4	4.8m	2:36.25	55.36s (1)	27.57s (2)	 +10.6
10 PATRIKIAR	5	8.6m	2:36.53	56.09s (0)	27.75s (0)	 +0.2
6 BENESARI LANE	6	10.2m	2:36.65	56.03s (1)	28.22s (2)	 +1.0
4 MINOR CATASTROPHE	7	11.9m	2:36.78	56.44s (1)	28.27s (1)	 -4.9
5 NOVEL APPROACH	8	14.0m	2:36.93	56.16s (0)	27.90s (1)	 -0.8
8 ADVANCE STRIKE	9	14.0m	2:36.93	55.84s (0)	27.55s (0)	 +3.8



Sectionals
Powered by



PJ HARNESS ANALYSER
HORSE REPORTS RAW DATA
All your sectional needs
Check us out at www.pjdata.com.au and now on Facebook













RWWA and provider are not responsible for the completeness or accuracy of any of the information contained herein, and makes no representations about its suitability for any purpose.

Gloucester Park Race 8 Distance 2130m

Friday, 2 April 2021

Gross Time: 2:37.80 MileRate: 1:59.20 LeadTime: 39.10s First Qtr: 32.00s Second Qtr: 30.80s Third Qtr: 28.90s Fourth Qtr: 27.00s

No Horse	Plc	Margin	Time	800Time (W)	400 Time (W)	Finish Position and metres gained from 800m
1 HEAVENS SHOWGIRL	1	0.0m	2:37.80	55.90s (0)	27.00s (0)	 0.0
8 SAVVY BROMAC	2	8.5m	2:38.40	55.53s (1)	26.71s (1)	 +5.3
6 SPORTS PACKAGE	3	12.4m	2:38.68	56.12s (1)	27.27s (1)	 -3.2
7 WESTBURN YIELD	4	13.2m	2:38.74	56.47s (1)	27.60s (1)	 -8.2
2 ZOZO MA GOGO	5	13.4m	2:38.75	56.53s (0)	27.52s (0)	 -9.0
9 ALY SHAR	6	16.2m	2:38.95	55.77s (1)	26.93s (1)	 +1.8
4 SWEET MADDISON	7	17.0m	2:39.01	56.19s (0)	27.17s (0)	 -4.2
3 PHAR FROM KALAHARI	8	17.9m	2:39.07	56.55s (0)	27.54s (0)	 -9.3
5 BLOCKJORG	9	22.1m	2:39.37	56.25s (0)	27.18s (0)	 -5.1



Sectionals
Powered by



PJ HARNESS ANALYSER
HORSE REPORTS RAW DATA
All your sectional needs
Check us out at www.pjdata.com.au and now on Facebook




RWWA and provider are not responsible for the completeness or accuracy of any of the information contained herein, and makes no representations about its suitability for any purpose.

Gloucester Park Race 9 Distance 2536m

Friday, 2 April 2021

Gross Time: 3:10.20 MileRate: 2:00.70 LeadTime: 73.00s First Qtr: 32.00s Second Qtr: 30.00s Third Qtr: 27.50s Fourth Qtr: 27.70s

No Horse	Plc	Margin	Time	800Time (W)	400 Time (W)	Finish Position and metres gained from 800m
2 THOMSON BAY	1	0.0m	3:10.20	54.88s (0)	27.31s (1)	+4.6
1 MACHLANI	2	0.2m	3:10.21	55.21s (0)	27.71s (0)	-0.2
3 POISED TO POUNCE	3	6.2m	3:10.65	55.42s (1)	28.04s (1)	-3.2
4 HENWOOD BAY	4	15.0m	3:11.29	55.60s (0)	28.07s (0)	-5.8
5 STEFSBEST	5	18.2m	3:11.53	55.61s (1)	28.15s (1)	-6.0
6 WILL I ROCKNROLL	6	18.9m	3:11.58	55.98s (1)	28.48s (2)	-11.3



Sectionals
Powered by

PJ HARNESS ANALYSER
HORSE REPORTS RAW DATA
All your sectional needs
Check us out at www.pjdata.com.au and now on Facebook

RWWA and provider are not responsible for the completeness or accuracy of any of the information contained herein, and makes no representations about its suitability for any purpose.