













Gloucester Park Race 1 Distance 2130m

Tuesday, 2 March 2021

Gross Time: 2:35.10 MileRate: 1:57.20 LeadTime: 35.80s First Qtr: 31.70s Second Qtr: 30.20s Third Qtr: 28.80s Fourth Qtr: 28.60s

No Horse	Plc	Margin	Time	800Time (W)	400 Time (W)	Finish Position and metres gained from 800m
6 INTHE SKYROCKET	1	0.0m	2:35.10	57.40s (0)	28.60s (0)	 0.0
12 MISS LIMELIGHT	2	4.0m	2:35.40	57.31s (1)	28.37s (2)	 +1.2
1 IONA DIAMOND	3	7.9m	2:35.69	57.62s (0)	28.86s (0)	 -3.1
10 FIRSTJOY	4	10.7m	2:35.90	57.52s (0)	28.74s (0)	 -1.7
3 WESTBURN YIELD	5	14.2m	2:36.17	57.70s (1)	28.81s (1)	 -4.2
11 TRIPLE BRIE	6	15.2m	2:36.24	57.53s (0)	28.69s (0)	 -1.8
5 IDEAL CHARM	7	15.9m	2:36.29	57.51s (1)	28.61s (1)	 -1.5
4 BATAVIA SILVERLINE	8	16.3m	2:36.32	58.52s (1)	29.47s (1)	 -15.7
9 PHAR FROM KALAHARI	9	17.2m	2:36.39	56.81s (1)	27.96s (2)	 +8.2
7 SMOOTH RYE	10	18.1m	2:36.46	57.44s (0)	28.54s (0)	 -0.5
8 MELIMAC	11	29.7m	2:37.33	57.91s (0)	28.79s (0)	 -7.1
2 SISTERS	12	51.0m	2:38.93	59.61s (1)	30.58s (1)	 -31.0



Sectionals
Powered by

PJ HARNESS ANALYSER
HORSE REPORTS RAW DATA
All your sectional needs
Check us out at www.pjdata.com.au and now on Facebook



RWWA and provider are not responsible for the completeness or accuracy of any of the information contained herein, and makes no representations about its suitability for any purpose.

Gloucester Park Race 2 Distance 2130m

Tuesday, 2 March 2021

Gross Time: 2:36.00 MileRate: 1:57.90 LeadTime: 37.90s First Qtr: 31.20s Second Qtr: 29.70s Third Qtr: 29.20s Fourth Qtr: 28.00s

No Horse	Plc	Margin	Time	800Time (W)	400 Time (W)	Finish Position and metres gained from 800m
5 THE CHEDDARNATOR	1	0.0m	2:36.00	57.20s (0)	28.00s (0)	0.0
4 IM LOKI	2	5.6m	2:36.41	57.10s (1)	27.99s (1)	+1.4
6 SARGE	3	8.0m	2:36.59	57.57s (1)	28.19s (0)	-5.2
11 FLYNSCOTSMAN	4	14.0m	2:37.03	57.04s (1)	28.03s (2)	+2.2
2 HEEZ A MASTERPIECE	5	15.6m	2:37.15	57.50s (1)	28.17s (1)	-4.2
7 LIVE LIFE FAST	6	15.7m	2:37.16	57.04s (0)	27.78s (3)	+2.3
9 BETTYS LASS	7	20.7m	2:37.52	57.19s (1)	28.93s (2)	+0.1
10 CHANGINGOFTHEGUAR	8	24.3m	2:37.79	57.97s (0)	28.17s (2)	-10.5
3 UNIVERSAL MAJOR	9	24.5m	2:37.80	58.60s (0)	28.68s (0)	-19.7
1 FIGHT SONG	10	27.0m	2:37.99	58.47s (0)	28.56s (1)	-17.8



Sectionals
Powered by

PJ HARNESS ANALYSER
HORSE REPORTS RAW DATA
All your sectional needs
Check us out at www.pjdata.com.au and now on Facebook













RWWA and provider are not responsible for the completeness or accuracy of any of the information contained herein, and makes no representations about its suitability for any purpose.

Gloucester Park Race 3 Distance 2130m

Tuesday, 2 March 2021

Gross Time: 2:36.30 MileRate: 1:58.10 LeadTime: 35.60s First Qtr: 31.90s Second Qtr: 30.70s Third Qtr: 29.50s Fourth Qtr: 28.60s

No Horse	Plc	Margin	Time	800Time (W)	400 Time (W)	Finish Position and metres gained from 800m
1 HESTY	1	0.0m	2:36.30	58.10s (0)	28.60s (0)	 0.0
10 IM SPIDERMAN	2	5.4m	2:36.71	58.19s (0)	28.69s (0)	 -1.2
8 SIDSTREPO	3	6.5m	2:36.79	57.44s (1)	28.55s (2)	 +9.1
5 CARRAMAR PHILEMON	4	10.4m	2:37.08	58.24s (0)	28.74s (0)	 -2.0
3 FRANCO HAMMOND	5	12.4m	2:37.23	58.09s (0)	28.61s (1)	 +0.2
7 ALLTHEWAYTOROYALT	6	13.7m	2:37.33	58.29s (1)	29.13s (1)	 -2.7
9 ROCKINTHEBOX	7	16.5m	2:37.54	57.75s (0)	28.29s (0)	 +4.9
4 TEPELO STAR	8	18.7m	2:37.70	58.22s (0)	28.74s (0)	 -1.7
2 HEZ A CHANCE	9	30.0m	2:38.55	59.78s (1)	29.51s (2)	 -23.2
6 ROCKY THE OUTLAW	10	44.3m	2:39.63	61.11s (1)	30.56s (1)	 -41.7



Sectionals
Powered by

PJ HARNESS ANALYSER
HORSE REPORTS RAW DATA
All your sectional needs
Check us out at www.pjdata.com.au and now on Facebook











RWWA and provider are not responsible for the completeness or accuracy of any of the information contained herein, and makes no representations about its suitability for any purpose.

Gloucester Park Race 4 Distance 2130m

Tuesday, 2 March 2021

Gross Time: 2:36.50 MileRate: 1:58.20 LeadTime: 39.50s First Qtr: 31.80s Second Qtr: 30.00s Third Qtr: 27.30s Fourth Qtr: 27.90s

No Horse	Plc	Margin	Time	800Time (W)	400 Time (W)	Finish Position and metres gained from 800m
1 POISED TO POUNCE	1	0.0m	2:36.50	55.17s (0)	27.90s (0)	 +0.4
5 RAKAROVER	2	3.2m	2:36.73	55.12s (1)	27.89s (2)	 +1.2
4 LITTLE BIT OF FUN	3	7.1m	2:37.02	55.69s (1)	28.13s (1)	 -7.1
6 OUR BOY BART	4	11.0m	2:37.31	54.95s (0)	27.28s (0)	 +3.6
7 WEEWAH	5	11.0m	2:37.31	55.32s (1)	27.66s (1)	 -1.8
2 LA SULEIMAN	6	12.3m	2:37.40	55.70s (0)	28.21s (0)	 -7.3
8 STAR ARMBRO	7	14.4m	2:37.56	55.25s (1)	27.55s (1)	 -0.8
3 RENAISSANCE ART	8	15.3m	2:37.62	55.58s (0)	27.89s (0)	 -5.5



Sectionals
Powered by



PJ HARNESS ANALYSER
HORSE REPORTS RAW DATA
All your sectional needs
Check us out at www.pjdata.com.au and now on Facebook




RWWA and provider are not responsible for the completeness or accuracy of any of the information contained herein, and makes no representations about its suitability for any purpose.

Gloucester Park Race 5 Distance 2536m

Tuesday, 2 March 2021

Gross Time: 3:07.00 MileRate: 1:58.60 LeadTime: 71.30s First Qtr: 31.00s Second Qtr: 28.40s Third Qtr: 28.20s Fourth Qtr: 28.10s

No Horse	Plc	Margin	Time	800Time (W)	400 Time (W)	Finish Position and metres gained from 800m
5 VALENTINES BROOK	1	0.0m	3:07.00	55.91s (1)	27.60s (1)	+5.6
3 BETTORSTARTDREAMIN	2	0.2m	3:07.01	56.31s (0)	28.11s (0)	-0.2
2 CAVALRY CALL	3	11.8m	3:07.87	56.44s (0)	28.23s (0)	-2.0
1 THE LAST PARISIAN	4	12.6m	3:07.93	56.82s (0)	28.63s (0)	-7.4
7 MACHLANI	5	16.9m	3:08.25	57.44s (1)	29.07s (1)	-16.3
6 RAGING ROMEO	6	18.9m	3:08.40	56.64s (0)	28.41s (0)	-4.9
4 EXTREME PRINCE	7	26.9m	3:08.99	57.45s (1)	29.18s (1)	-16.5
9 BURNING RUBBER	8	42.9m	3:10.17	58.25s (1)	30.01s (1)	-27.9
8 C C CHEVRON	9	49.4m	3:10.65	58.46s (0)	29.85s (0)	-30.8



Sectionals
Powered by

PJ HARNESS ANALYSER
HORSE REPORTS RAW DATA
All your sectional needs
Check us out at www.pjdata.com.au and now on Facebook



RWWA and provider are not responsible for the completeness or accuracy of any of the information contained herein, and makes no representations about its suitability for any purpose.

Gloucester Park Race 6 Distance 2130m

Tuesday, 2 March 2021

Gross Time: 2:41.40 MileRate: 2:01.90 LeadTime: 38.80s First Qtr: 32.50s Second Qtr: 31.80s Third Qtr: 29.90s Fourth Qtr: 28.40s

No Horse	Plc	Margin	Time	800Time (W)	400 Time (W)	Finish Position and metres gained from 800m
7 QUICK MAMBA	1	0.0m	2:41.40	57.66s (1)	27.81s (1)	
6 CHRYSOPRASE	2	2.5m	2:41.59	58.13s (1)	28.28s (1)	
1 ONLY FIVE STARZZZ	3	3.3m	2:41.65	58.54s (0)	28.63s (0)	
3 CATTENOM LASS	4	7.7m	2:41.97	58.55s (0)	28.53s (0)	
5 FOXY ROSE	5	7.9m	2:41.99	58.84s (1)	28.96s (1)	
4 FLEUR DU MAQUIS	6	9.2m	2:42.09	58.34s (0)	28.20s (0)	
8 OSAKA	7	11.3m	2:42.24	58.15s (1)	28.69s (2)	



Sectionals
Powered by

PJ HARNESS ANALYSER
HORSE REPORTS RAW DATA
All your sectional needs
Check us out at www.pjdata.com.au and now on Facebook

RWWA and provider are not responsible for the completeness or accuracy of any of the information contained herein, and makes no representations about its suitability for any purpose.

Gloucester Park Race 7 Distance 2130m

Tuesday, 2 March 2021

Gross Time: 2:39.50 MileRate: 2:00.50 LeadTime: 40.00s First Qtr: 31.80s Second Qtr: 30.90s Third Qtr: 29.30s Fourth Qtr: 27.50s

No Horse	Plc	Margin	Time	800Time (W)	400 Time (W)	Finish Position and metres gained from 800m
1 SAMS MY BOY	1	0.0m	2:39.50	56.80s (0)	27.50s (0)	0.0
7 OUR STAR WATCH	2	0.2m	2:39.51	56.22s (2)	27.39s (2)	+8.2
5 APOLOGIZE	3	9.9m	2:40.22	56.60s (1)	27.78s (3)	+2.9
4 CHASE THE FEELING	4	14.3m	2:40.53	57.20s (1)	27.97s (2)	-5.7
6 DYNAMITE BEACH	5	18.0m	2:40.80	56.83s (1)	27.88s (2)	-0.4
8 IM DRINKINDOUBLES	6	19.0m	2:40.87	57.41s (0)	28.13s (1)	-8.6
3 SAPPHO	7	20.8m	2:41.01	58.01s (1)	28.69s (1)	-12.2
2 CORDORING ROAD	8	21.8m	2:41.08	57.94s (0)	28.54s (0)	-14.0



Sectionals
Powered by









PJ HARNESS ANALYSER
HORSE REPORTS RAW DATA
All your sectional needs
Check us out at www.pjdata.com.au and now on Facebook

RWWA and provider are not responsible for the completeness or accuracy of any of the information contained herein, and makes no representations about its suitability for any purpose.

Gloucester Park Race 8 Distance 2503m

Tuesday, 2 March 2021

Gross Time: 3:18.80 MileRate: 2:06.30 LeadTime: 75.90s First Qtr: 31.20s Second Qtr: 31.20s Third Qtr: 30.70s Fourth Qtr: 29.80s

No Horse	Plc	Margin	Time	800Time (W)	400 Time (W)	Finish Position and metres gained from 800m
4 THE DEBATER	1	0.0m	3:18.80	60.50s (0)	29.80s (0)	 0.0
7 MY MDINA	2	9.8m	3:19.57	60.79s (1)	29.99s (2)	 -3.8
1 WESHOULDBESOLUCKY	3	13.2m	3:19.83	61.12s (0)	30.30s (0)	 -8.2
8 MORTICIAN	4	27.5m	3:20.95	61.67s (1)	30.79s (2)	 -15.5
6 ON FAST FORWARD	5	40.9m	3:21.99	62.73s (0)	31.70s (1)	 -29.7
9 LIGHTNING CALDER	6	41.7m	3:22.06	63.55s (1)	32.06s (1)	 -41
3 POSSEIDON	7	130.3m	3:28.97	65.03s (0)	33.16s (0)	 -60.3
2 THE HONOURS	8	162.7m	3:31.50	65.97s (0)	33.70s (0)	 -72.7



Sectionals
Powered by



PJ HARNESS ANALYSER
HORSE REPORTS RAW DATA

All your sectional needs

Check us out at www.pjdata.com.au and now on Facebook




RWWA and provider are not responsible for the completeness or accuracy of any of the information contained herein, and makes no representations about its suitability for any purpose.